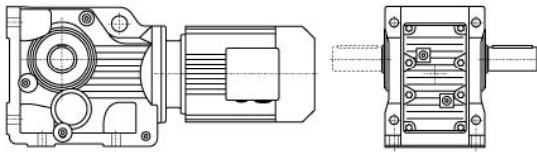
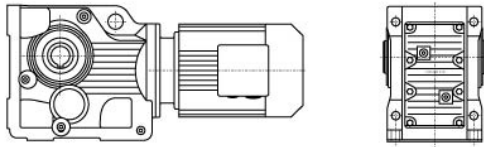


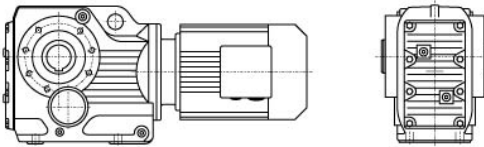
K系列减速机有以下设计方案：
K series gear units are available in the following designs:



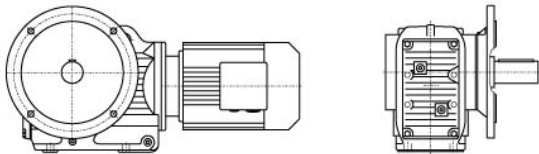
K..Y..
底脚轴伸式安装螺旋锥齿轮减速机
Foot-mounted helical-bevel gear units with solid shaft



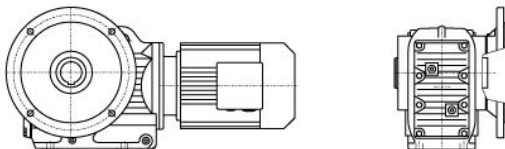
KAB...Y..
底脚空心轴安装螺旋锥齿轮减速机
Foot-mounted helical-bevel gear units with hollow shaft



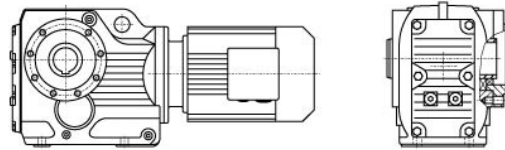
KA...Y..
空心轴安装螺旋锥齿轮减速机
Helical-bevel gear units with hollow shaft



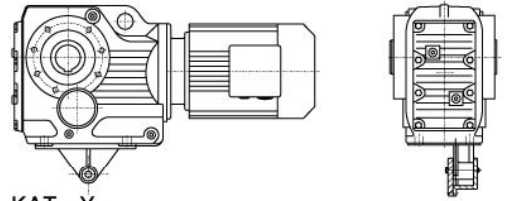
KF...Y..
法兰轴伸式安装螺旋锥齿轮减速机
Flange-mounted helical-bevel gear units with solid shaft



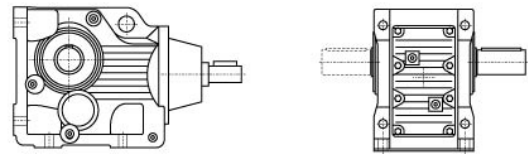
KAF...Y..
法兰空心轴安装螺旋锥齿轮减速机
Flange-mounted helical-bevel gear units with hollow shaft



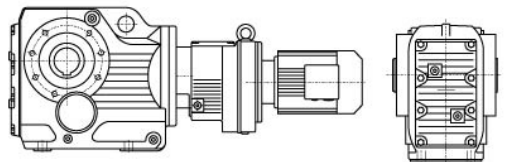
KAZ...Y..
小法兰空心轴安装螺旋锥齿轮减速机
Short-flange-mounted helical-bevel gear units with hollow shaft



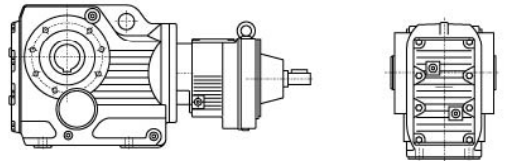
KAT...Y..
带防转臂空心轴安装螺旋锥齿轮减速机
Torque-arm-mounted helical-bevel gear units with hollow shaft



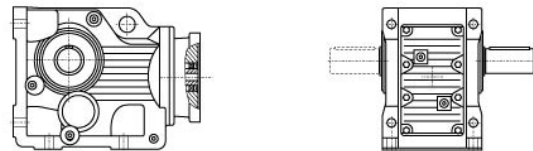
K (KF, KA, KAF, KAB, KAZ) S...
轴输入的螺旋锥齿轮减速机
Shaft input helical-bevel gear units



KA (K, KF, KAF, KAB, KAZ) ...R...Y...
组合式螺旋锥齿轮减速机
Combinatorial helical-bevel gear units



KA (K, KF, KAF, KAB, KAZ) S...R...
轴输入的组合式螺旋锥齿轮减速机
Shaft input combinatorial helical-bevel gear units



KA (K, KF, KAF, KAB, KAZ) ...Y...
电机用户自配或配特殊电机时需加联接法兰
When equipping the user's motor or the special one, the flange is required to be connected

K